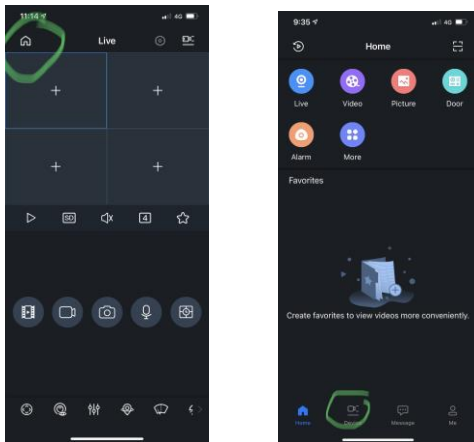
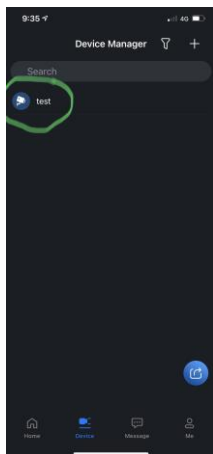


How to find SN code on iDMSS & GDMSS

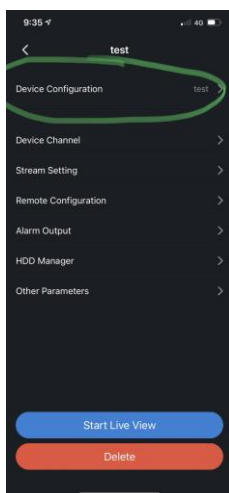
- Open the app and go to device.
- Then click on device in the bottom row.



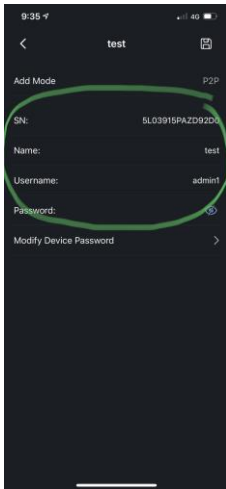
- Select the device in this scenario we have named it "test".



- Go to device configuration.



- You will see all the device details including the serial number, device name, username and password.
- Click the eye icon to view device password.
- Screenshot this page.



- The serial number can be used to link other phones, tablets, or upgrade to DMSS.